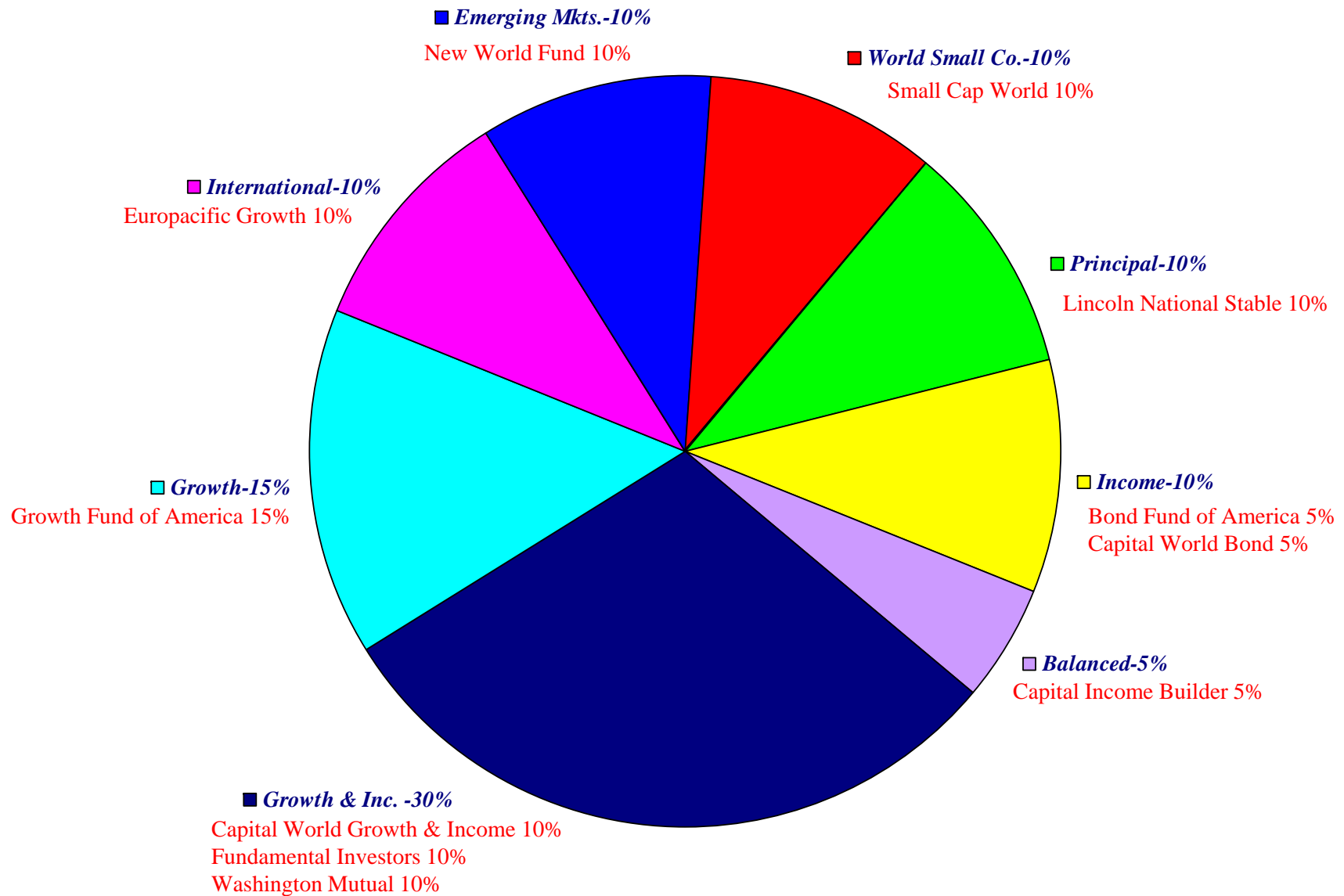


LifeSpan Target 2043

Born 1973 - 1977





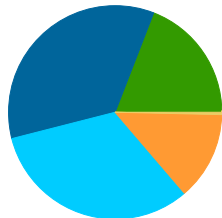
Wycliffe LifeSpan Target 2043

Benchmark: S&P 500 TR

Portfolio Value
\$ 100,000.00

Analysis

Composition %	Portfolio	Bmark
Cash	19.09	0.00
US Stocks	34.92	100.00
Non-US Stocks	32.25	0.00
Bonds	13.35	0.00
Other	0.39	0.00



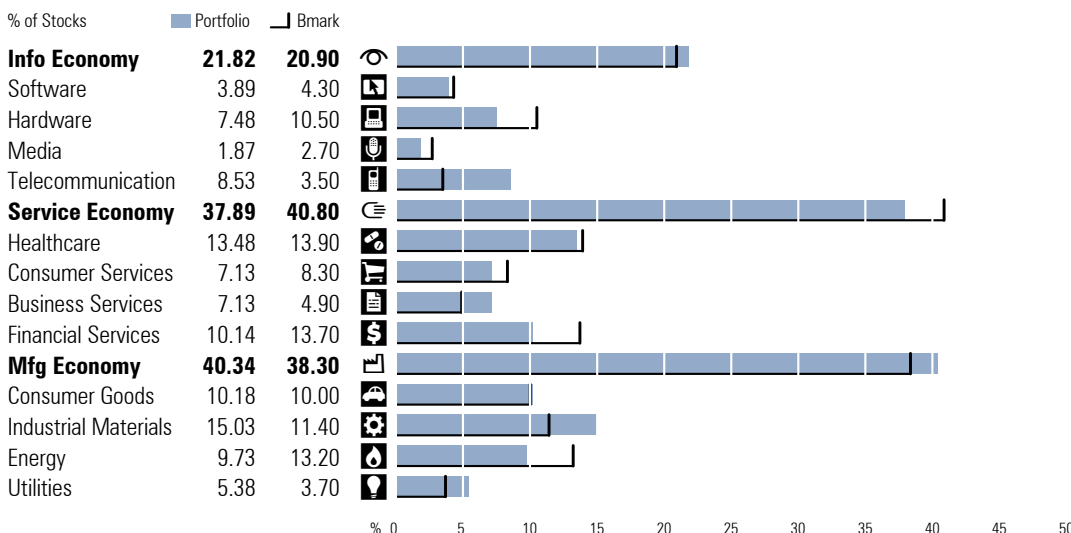
Current Investment Style

Style			Large Size
Value	Core	Growth	
25	24	29	Medium
4	6	6	
1	2	3	Small

Fixed-Income Investment Style %

Maturity		High Quality
Short	Interm Long	
	57	Medium
	43	
		Low

Sector Weightings



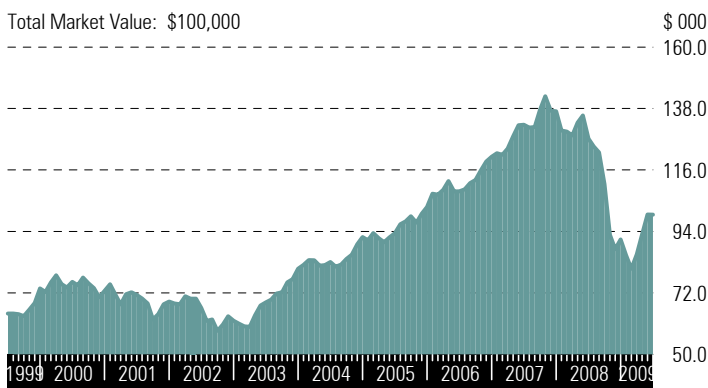
Regional Exposure

% of Stocks	Portfolio	Bmark
Americas	59.30	100.00
North America	55.65	100.00
Latin America	3.63	0.00
Greater Europe	27.50	0.00
United Kingdom	4.29	0.00
Europe dep	18.98	0.00
Europe emrg	1.88	0.00
Africa/Middle East	2.32	0.00
Greater Asia	13.18	0.00
Japan	2.19	0.00
Australasia	1.44	0.00
Asia dev	5.16	0.00
Asia emrg	4.39	0.00
Not Available	0.02	0.00

Performance

Trailing Returns	Returns Through 06-30-2009				
	3 Mo	1 Yr	3 Yr	5 Yr	10 Yr
Pre-Tax Portfolio Return	16.60	-21.39	-2.64	3.79	4.47
+/- Benchmark Return	0.67	4.83	5.59	6.04	6.69

Investment Activity Graph



Best/Worst Time Periods

	3 Months	Return%	1 Year	Return%	3 Years	Return%
Best	03-09/05-09	24.07	04-03/03-04	39.85	04-03/03-06	22.08
Worst	09-08/11-08	-28.30	03-08/02-09	-37.84	03-06/02-09	-9.03

Risk/Returns Against MF Universe

	3 Yr	5 Yr	10 Yr
	(21034 funds)	(18399 funds)	(11394 funds)
Return	38	18	26
Risk	40	41	44

(1=Best, 100=Worst)

Average Star Rating

Portfolio	3.7 ★ (90%)*
Mgd Products	3.7 ★ (90%)*
Stocks	0.0 ★ (0%)*

*percent of portfolio used in average

Holdings

Top 10 holdings out of 11

Security Name	Type	Holding Value \$	% Assets
American Funds Growth Fund of Amer A	MF	15000.00	15.00
American Funds Capital World G/I A	MF	10000.00	10.00
American Funds SMALLCAP World A	MF	10000.00	10.00
American Funds EuroPacific Gr A	MF	10000.00	10.00
Lincoln Stable Value	UN	10000.00	10.00
American Funds Washington Mutual A	MF	10000.00	10.00
American Funds Fundamental Investors A	MF	10000.00	10.00
American Funds New World A	MF	10000.00	10.00
American Funds Capital World Bond A	MF	5000.00	5.00
American Funds Bond Fund of Amer A	MF	5000.00	5.00



Wycliffe LifeSpan Target 2043

Benchmark: S&P 500 TR

Portfolio Value
\$ 100,000.00

Fundamental Analysis

Market Maturity

	Portfolio	Bmark
% of Stocks		
Developed Markets	89.55	100.00
Emerging Markets	10.45	0.00
Not Available	0.00	0.00

Geo Avg Market Capitalization (\$Mil)

	Portfolio	Bmark
Portfolio	17702.93	
Benchmark		36535.00

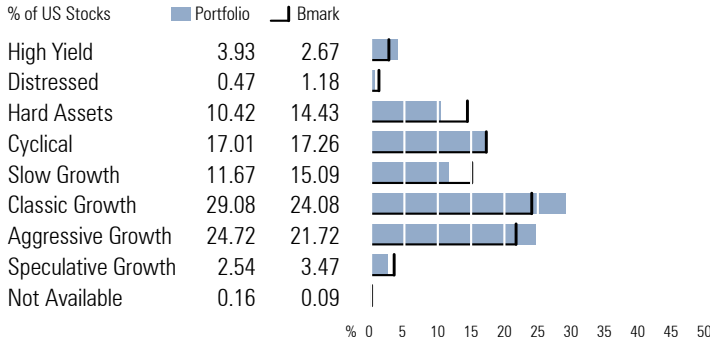
Valuation Multiples

	Portfolio	Bmark
P/E Ratio TTM	10.49	13.40
P/B Ratio TTM	1.87	2.00
P/S Ratio TTM	0.86	0.90
P/C Ratio TTM	6.15	7.30

Interest Rate Risk

	Portfolio
Maturity	—
Duration (total portfolio)	4.38
Avg Credit Quality	AA

Type Weightings



Profitability

	Portfolio	Bmark
% of US Stocks	2008	2008
Net Margin	11.55	9.55
ROE	20.74	18.56
ROA	8.48	7.23
Debt/Capital	32.62	37.43

Credit Quality

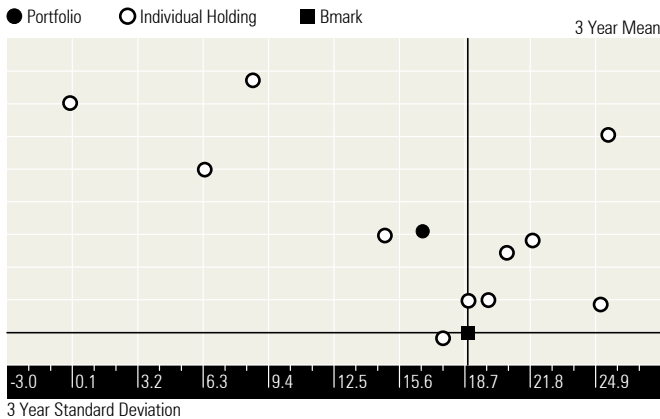
% of Bonds		
AAA	49.92	B 1.40
AA	7.00	Below B 1.06
A	11.50	NR/NA 16.66
BBB	10.42	
BB	2.04	

Fund Statistics

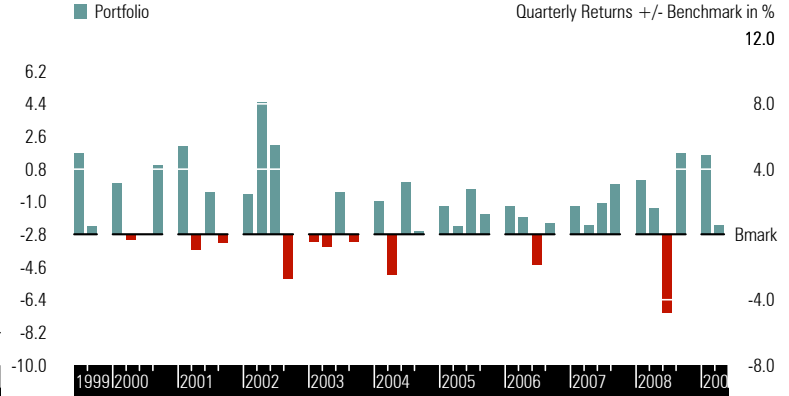
Potential Cap Gains Exposure	-16.22
Avg Gross Exp Ratio	0.77

Risk Analysis

Risk/Reward Scatterplot



Performance History Graph



Risk and Return Statistics

	3 Yr		5 Yr		10 Yr	
	Portfolio	Bmark	Portfolio	Bmark	Portfolio	Bmark
Standard Deviation	16.71	18.84	13.91	15.40	13.13	16.03
Mean	-2.64	-8.22	3.79	-2.24	4.47	-2.22
Sharpe Ratio	-0.25	-0.51	0.12	-0.27	0.16	-0.25

MPT Statistics

	3 Yr	5 Yr	10 Yr
	Portfolio	Portfolio	Portfolio
Alpha	4.00	5.17	5.21
Beta	0.85	0.86	0.76
R-squared	91	90	85



Wycliffe LifeSpan Target 2043

Benchmark: S&P 500 TR

Portfolio Value

\$ 100,000.00

Total 11 holdings as of 06-30-2009

	Type	Portfolio Holdings Date	% of Assets	Holding Value \$	1 Yr Ret %	3 Yr Ret %	5 Yr Ret %	10 Yr Ret %	Max Front Load %	Max Back Load %	Expense Ratio %	M & E Risk %
American Funds Growth Fund of Amer A	MF	2009-03-31	15.00	15000.00	-26.79	-6.47	0.55	2.54	5.75	0.00	0.65	—
American Funds Capital World G/I A	MF	2009-03-31	10.00	10000.00	-26.71	-3.82	4.68	6.46	5.75	0.00	0.75	—
American Funds SMALLCAP World A	MF	2009-03-31	10.00	10000.00	-29.25	-6.67	2.82	3.10	5.75	0.00	1.07	—
American Funds EuroPacific Gr A	MF	2009-03-31	10.00	10000.00	-25.53	-3.14	6.06	4.75	5.75	0.00	0.83	—
Lincoln Stable Value	UN	—	10.00	10000.00	4.44	4.44	4.44	4.44	—	—	—	—
American Funds Washington Mutual A	MF	2009-03-31	10.00	10000.00	-25.31	-8.53	-2.32	0.03	5.75	0.00	0.60	—
American Funds Fundamental Investors A	MF	2009-03-31	10.00	10000.00	-28.93	-6.43	1.99	2.20	5.75	0.00	0.63	—
American Funds New World A	MF	2009-03-31	10.00	10000.00	-28.79	2.68	11.37	8.07	5.75	0.00	1.01	—
American Funds Capital World Bond A	MF	2009-03-31	5.00	5000.00	-0.53	5.69	5.62	6.45	3.75	0.00	0.90	—
American Funds Bond Fund of Amer A	MF	2009-03-31	5.00	5000.00	-4.84	0.76	2.04	4.31	3.75	0.00	0.65	—
American Funds Capital Inc Bldr A	MF	2009-03-31	5.00	5000.00	-21.47	-2.87	3.28	5.17	5.75	0.00	0.58	—

Performance Disclosure

The performance data quoted represents past performance and does not guarantee future results. The investment return and principal value of an investment will fluctuate thus an investor's shares, when redeemed, may be worth more or less than their original cost. Current performance may be lower or higher than return data quoted herein. For more current information please visit www.morningstaradvisor.com/familyinfo.

See Disclosure Page for Standardized Returns.