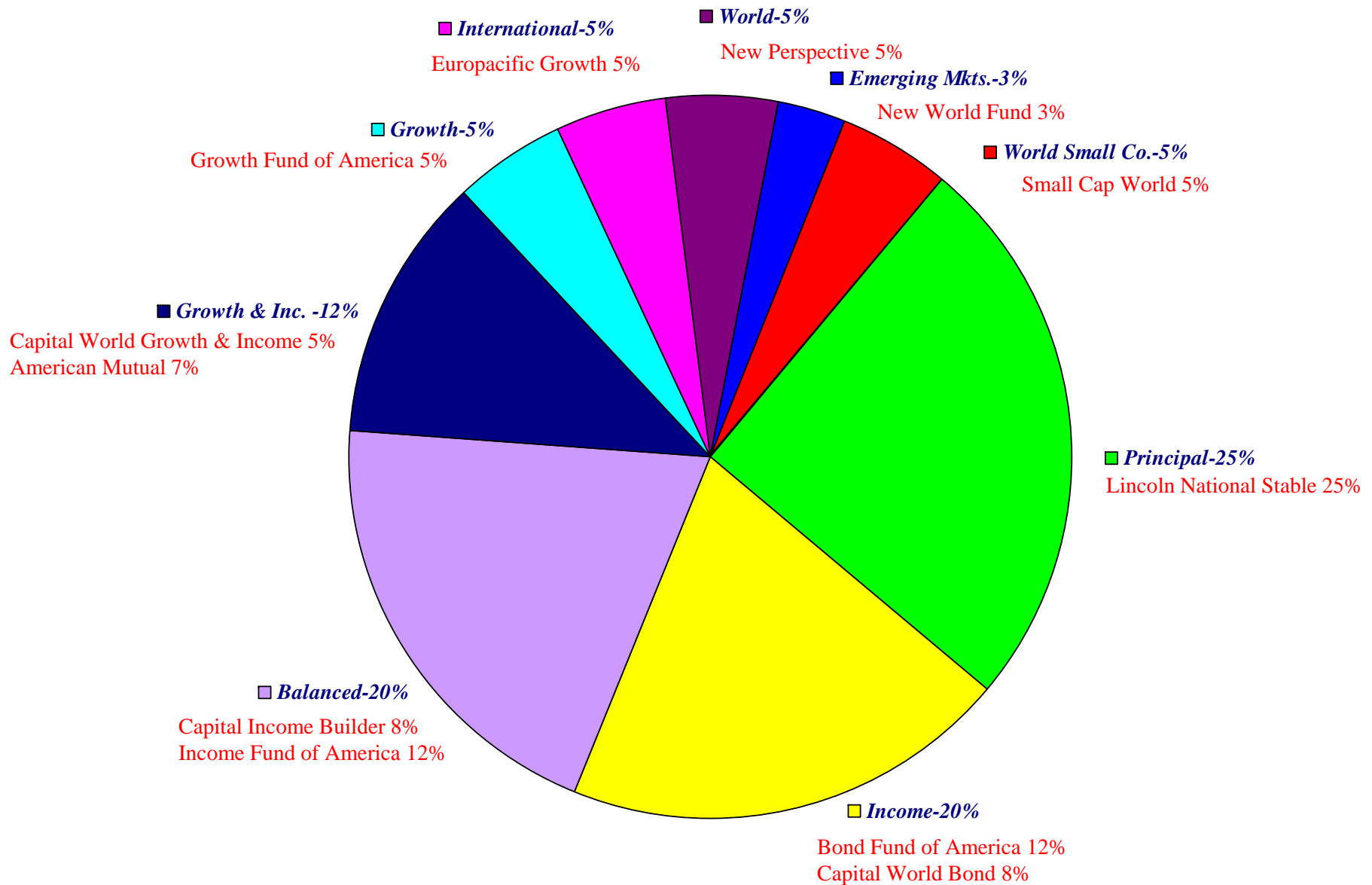


LifeSpan Target 2018

Born 1940 - 1953





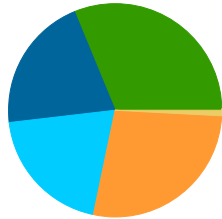
Wycliffe LifeSpan Target 2018

Benchmark: S&P 500 TR

Portfolio Value
\$ 100,000.00

Analysis

Composition %	Portfolio	Bmark
Cash	31.23	0.00
US Stocks	20.64	100.00
Non-US Stocks	19.85	0.00
Bonds	27.41	0.00
Other	0.87	0.00



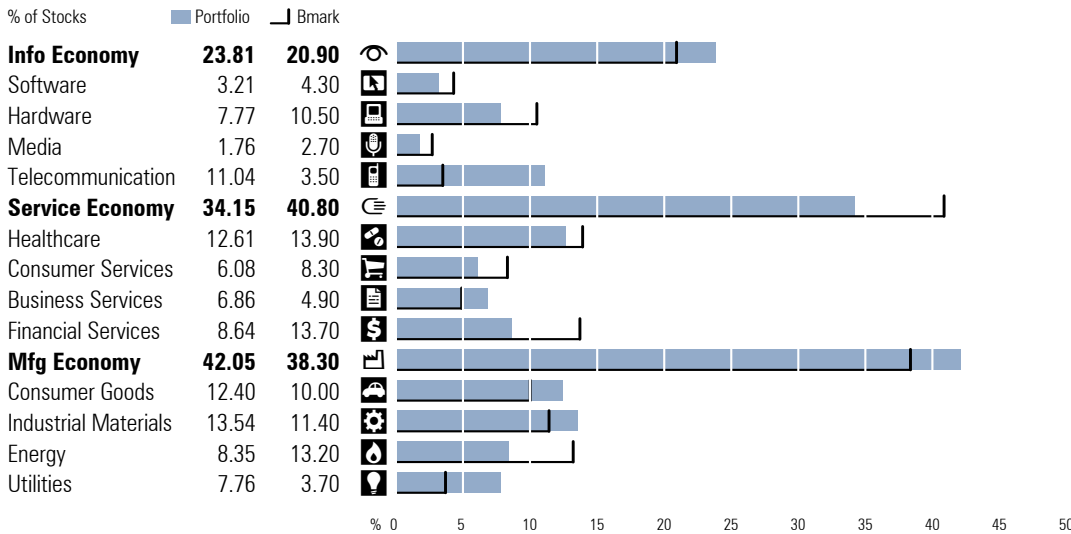
Current Investment Style

Style	Value	Core	Growth	
	29	26	24	Large Size
	6	6	4	Medium
	1	2	2	Small

Fixed-Income Investment Style %

Maturity	Short	Interm	Long	
		53	29	High Quality
		17		Medium
				Low

Sector Weightings



Regional Exposure

% of Stocks	Portfolio	Bmark
Americas	64.70	100.00
North America	62.54	100.00
Latin America	2.16	0.00
Greater Europe	24.81	0.00
United Kingdom	3.75	0.00
Europe dep	18.63	0.00
Europe emrg	1.02	0.00
Africa/Middle East	1.40	0.00
Greater Asia	10.47	0.00
Japan	1.62	0.00
Australasia	1.49	0.00
Asia dev	4.92	0.00
Asia emrg	2.42	0.00
Not Available	0.02	0.00

Performance

Trailing Returns	Returns Through 06-30-2009				
	3 Mo	1 Yr	3 Yr	5 Yr	10 Yr
Pre-Tax Portfolio Return	11.12	-12.55	-0.34	3.67	4.74
+/- Benchmark Return	-4.81	13.66	7.89	5.91	6.97

Best/Worst Time Periods

	3 Months	Return%	1 Year	Return%	3 Years	Return%
Best	03-09/05-09	15.08	04-03/03-04	25.88	04-03/03-06	14.68
Worst	09-08/11-08	-18.77	03-08/02-09	-25.28	03-06/02-09	-4.61

Risk/Returns Against MF Universe

	3 Yr	5 Yr	10 Yr
	(21034 funds)	(18399 funds)	(11394 funds)
Return	30	19	22
Risk	27	29	32

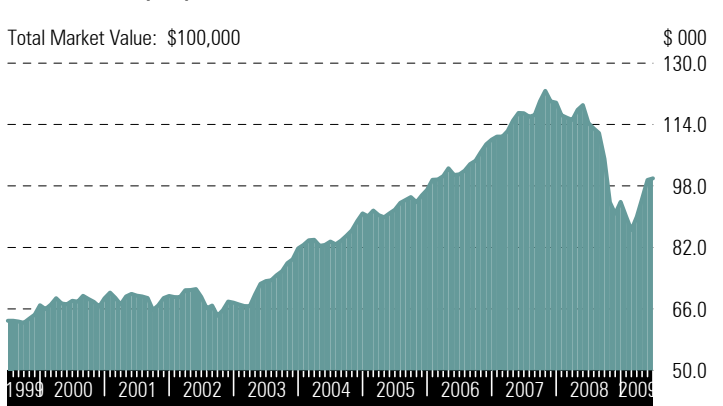
(1=Best, 100=Worst)

Average Star Rating

Portfolio	3.4 ★ (75%)*
Mgd Products	3.4 ★ (75%)*
Stocks	0.0 ★ (0%)*

*percent of portfolio used in average

Investment Activity Graph



Holdings

Top 10 holdings out of 12

	Type	Holding Value \$	% Assets
Lincoln Stable Value	UN	25000.00	25.00
American Funds Inc Fund of Amer A	MF	12000.00	12.00
American Funds Bond Fund of Amer A	MF	12000.00	12.00
American Funds Capital Inc Bldr A	MF	8000.00	8.00
American Funds Capital World Bond A	MF	8000.00	8.00
American Funds American Mutual A	MF	7000.00	7.00
American Funds Capital World G/I A	MF	5000.00	5.00
American Funds New Perspective A	MF	5000.00	5.00
American Funds Growth Fund of Amer A	MF	5000.00	5.00
American Funds SMALLCAP World A	MF	5000.00	5.00



Wycliffe LifeSpan Target 2018

Benchmark: S&P 500 TR

Portfolio Value
 \$ 100,000.00

Fundamental Analysis

Market Maturity

	Portfolio	Bmark
% of Stocks		
Developed Markets	92.00	100.00
Emerging Markets	8.00	0.00
Not Available	0.00	0.00

Geo Avg Market Capitalization (\$Mil)

	Portfolio	Bmark
Portfolio	18656.08	
Benchmark	36535.00	

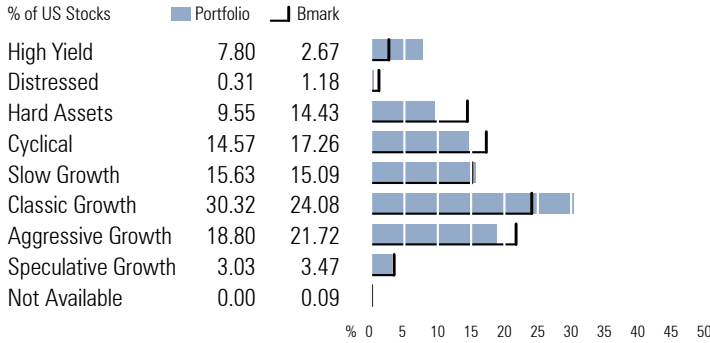
Valuation Multiples

	Portfolio	Bmark
P/E Ratio TTM	10.47	13.40
P/B Ratio TTM	1.88	2.00
P/S Ratio TTM	0.85	0.90
P/C Ratio TTM	5.96	7.30

Interest Rate Risk

	Portfolio
Maturity	—
Duration (total portfolio)	4.21
Avg Credit Quality	AA

Type Weightings



Profitability

	Portfolio	Bmark
% of US Stocks	2008	2008
Net Margin	11.90	9.55
ROE	21.18	18.56
ROA	8.33	7.23
Debt/Capital	34.81	37.43

Credit Quality

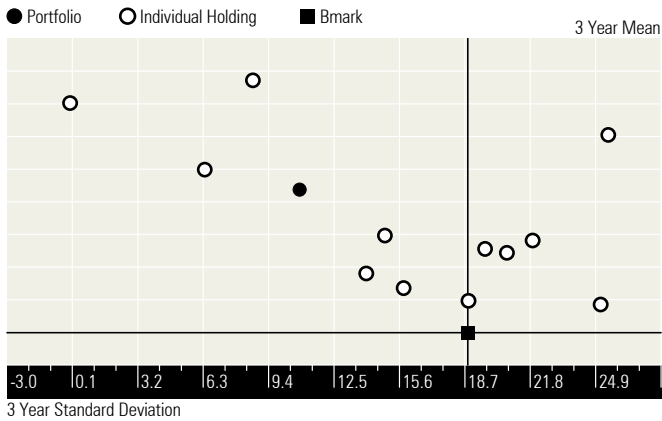
% of Bonds			
AAA	53.79	B	2.93
AA	6.75	Below B	2.06
A	13.11	NR/NA	5.00
BBB	13.13		
BB	3.23		

Fund Statistics

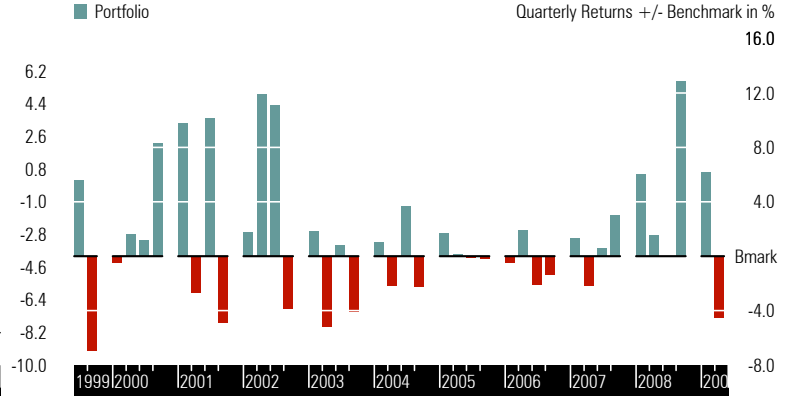
Potential Cap Gains Exposure	-18.37
Avg Gross Exp Ratio	0.72

Risk Analysis

Risk/Reward Scatterplot



Performance History Graph



Risk and Return Statistics

	3 Yr		5 Yr		10 Yr	
	Portfolio	Bmark	Portfolio	Bmark	Portfolio	Bmark
Standard Deviation	10.87	18.84	8.95	15.40	8.07	16.03
Mean	-0.34	-8.22	3.67	-2.24	4.74	-2.22
Sharpe Ratio	-0.25	-0.51	0.10	-0.27	0.23	-0.25

MPT Statistics

	3 Yr	5 Yr	10 Yr
Alpha	2.63	3.20	3.72
Beta	0.55	0.55	0.46
R-squared	91	89	82



Wycliffe LifeSpan Target 2018

Benchmark: S&P 500 TR

Portfolio Value

\$ 100,000.00

Total 12 holdings as of 06-30-2009

	Type	Portfolio Holdings Date	% of Assets	Holding Value \$	1 Yr Ret %	3 Yr Ret %	5 Yr Ret %	10 Yr Ret %	Max Front Load %	Max Back Load %	Expense Ratio %	M & E Risk %
Lincoln Stable Value	UN	—	25.00	25000.00	4.44	4.44	4.44	4.44	—	—	—	—
American Funds Inc Fund of Amer A	MF	2009-03-31	12.00	12000.00	-19.15	-4.96	0.95	3.67	5.75	0.00	0.57	—
American Funds Bond Fund of Amer A	MF	2009-03-31	12.00	12000.00	-4.84	0.76	2.04	4.31	3.75	0.00	0.65	—
American Funds Capital Inc Bldr A	MF	2009-03-31	8.00	8000.00	-21.47	-2.87	3.28	5.17	5.75	0.00	0.58	—
American Funds Capital World Bond A	MF	2009-03-31	8.00	8000.00	-0.53	5.69	5.62	6.45	3.75	0.00	0.90	—
American Funds American Mutual A	MF	2009-03-31	7.00	7000.00	-20.27	-5.77	-0.38	1.60	5.75	0.00	0.60	—
American Funds Capital World G/I A	MF	2009-03-31	5.00	5000.00	-26.71	-3.82	4.68	6.46	5.75	0.00	0.75	—
American Funds New Perspective A	MF	2009-03-31	5.00	5000.00	-24.85	-3.61	3.27	3.85	5.75	0.00	0.75	—
American Funds Growth Fund of Amer A	MF	2009-03-31	5.00	5000.00	-26.79	-6.47	0.55	2.54	5.75	0.00	0.65	—
American Funds SMALLCAP World A	MF	2009-03-31	5.00	5000.00	-29.25	-6.67	2.82	3.10	5.75	0.00	1.07	—
American Funds EuroPacific Gr A	MF	2009-03-31	5.00	5000.00	-25.53	-3.14	6.06	4.75	5.75	0.00	0.83	—
American Funds New World A	MF	2009-03-31	3.00	3000.00	-28.79	2.68	11.37	8.07	5.75	0.00	1.01	—

Performance Disclosure

The performance data quoted represents past performance and does not guarantee future results. The investment return and principal value of an investment will fluctuate thus an investor's shares, when redeemed, may be worth more or less than their original cost. Current performance may be lower or higher than return data quoted herein. For more current information please visit www.morningstaradvisor.com/familyinfo.

See Disclosure Page for Standardized Returns.